



Fluxx Reference Guide

This is a step-by-step guide for creating an account, resetting a password, and creating, editing and submitting an application on the Fluxx Portal.

Please note *ONLY* applications submitted through Fluxx will be considered for funding. Applications submitted via email are not eligible.

Google Chrome is the recommended browser.

Create an Account

1. Go to <https://gcc.fluxx.io>
2. Click **Create an account now**.
3. Fill out the online form with your information. To ensure your account is set up correctly, please enter the name and information of the Project Lead (applicant) and applying organization. Please note, the information you register with will automatically appear on the application and you will not be able to edit it.
4. Click **Submit Request**.
5. Please note it will take at least one (1) business day but could take up to three (3) business days to process your request.
6. Once your information has been processed, we will email you with your username and link to set up a password. If you do not receive your login email, check your junk/spam folder.
7. Click the link in the email to create your own password.

Note: If you have applied for Grand Challenges Canada funding in the past, and all your details are the same (organization, email, etc.), you already have a Fluxx account and do not need to register for a new one. If you do not remember your password, you can reset your password by referring below (Reset or Create a Password). If your email address or organization affiliation has changed, you will need to create a new account.



Grand Challenges Canada®
Grands Défis Canada

BOLD IDEAS WITH BIG IMPACT®
DES IDÉES AUDACIEUSES AYANT UN GRAND IMPACT

Welcome to the Fluxx Portal / Bienvenue au Portail Fluxx

Login Now:

Username

Password

[Reset or create password](#)

The Fluxx Portal is for prospective and current innovators / Ce portail s'adresse aux innovateurs actuels et potentiels

Important: If you have previously applied for funding from Grand Challenges Canada, you already have an account. If you don't remember your Username and Password, simply use the [Reset Password](#) link on the left for immediate access to the Portal.

[Technical support / Support technique](#)

[Create an account now](#)

Log in to your account

1. Go to <https://gcc.fluxx.io>
2. Enter your username and password
3. Click **Sign in**

If your login details do not work, please refer to the Reset or Create a Password section.



Grand Challenges Canada®
Grands Défis Canada

BOLD IDEAS WITH BIG IMPACT®
DES IDÉES AUDACIEUSES AYANT UN GRAND IMPACT

Welcome to the Fluxx Portal / Bienvenue au Portail Fluxx

Login Now:

Username

Password

Sign in

[Reset or create password](#)

The Fluxx Portal is for prospective and current innovators / Ce portail s'adresse aux innovateurs actuels et potentiels

Important: If you have previously applied for funding from Grand Challenges Canada, **you already have an account**. If you don't remember your Username and Password, simply use the **Reset Password** link on the left for immediate access to the Portal.

[Technical support / Support technique](#)

[Create an account now](#)

Reset or Create Password

1. Go to <https://gcc.fluxx.io>
2. Click **Reset or create password**
3. Enter for email address in the window that appears.
4. Click **Submit**

If your email is not accepted, you do not have an active account. Please refer to the Create an Account section.



Grand Challenges Canada®
Grands Défis Canada

BOLD IDEAS WITH BIG IMPACT®
DES IDÉES AUDACIEUSES AYANT UN GRAND IMPACT

Welcome to the Fluxx Portal / Bienvenue au Portail Fluxx

Login Now:

Username

Password

Sign in

Reset or create password

The Fluxx Portal is for prospective and current innovators / Ce portail s'adresse aux innovateurs actuels et potentiels

Important: If you have previously applied for funding from Grand Challenges Canada, **you already have an account**. If you don't remember your Username and Password, simply use the **Reset Password** link on the left for immediate access to the Portal.

[Technical support / Support technique](#)

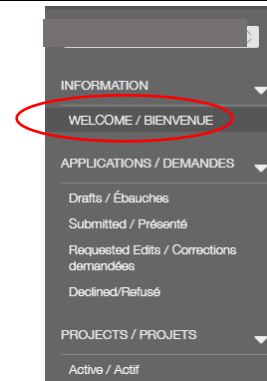
[Create an account now](#)

A modal window titled "Create or Forgot Password/Login" with a dark background and white text. It contains an "Email" input field and "Cancel" and "Submit" buttons. The modal is overlaid on a colorful abstract graphic.

Start an Application

1. Go to <https://gcc.fluxx.io>
2. Log into Fluxx with your username and password
3. Make sure you are on the **WELCOME / BIENVENU** page on the left menu
4. Click **START NEW APPLICATION**, it may take a moment to process please be patient
5. The system will assign you a unique application number and your application will appear on screen.
6. You can now begin filling out your application. To avoid losing your work, we recommend saving your application as soon as possible and saving frequently throughout.
7. Once you save your application, it will be accessible in **Drafts / Ébauches** in the left menu.

If you accidentally create more than one application, that is ok. Please select one to complete and submit.



OPEN FUNDING OPPORTUNITIES

Options for Pregnancy Termination Innovation Initiative ("OPTIONS Initiative")

The goal of the Options for Pregnancy Termination Innovation Initiative ("OPTIONS Initiative") is to provide people with diverse sexual and gender identities' access to safe abortion in low- and middle-income countries that put women, girls and people with diverse sexual and gender identities in control of their own bodies. The program will support the development and testing of 1) new approaches to increasing early access to safe abortion, 2) new methods of pregnancy termination, menses induction or conception interruption.

The deadline to submit an application for the "access" funding stream was August 11, 2021.

The deadline for the "next generation methods" funding stream is December 31, 2021. Applications will be accepted on a rolling basis from June 16, 2021. Early submissions are advised.

START NEW APPLICATION

Edit an Application

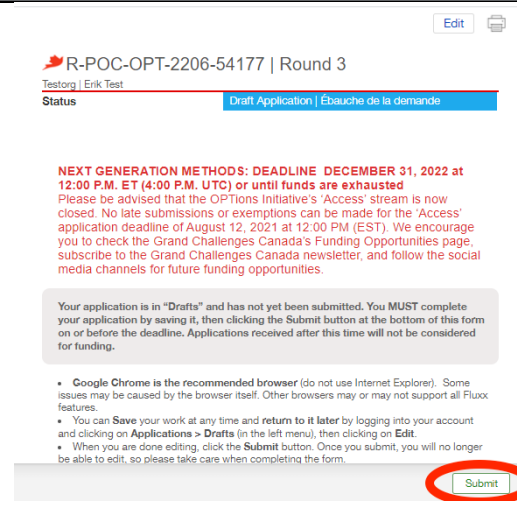
1. Click **Drafts / Ébauches** and select the application
2. Click **Edit** in the top right corner
3. You may save your application at any time by clicking **Save** in the bottom right and return to it at a later time.

There may be a delay while your application is saving/submitting. Please DO NOT refresh the page while saving or submitting.

Submit an Application

1. Once you have completed your entire application, click **Save** in the bottom right
2. Click **Submit** in the bottom right, this may take a moment to process please be patient
3. If an error message occurs, review for incomplete fields, complete, and try to submit again
4. Once successfully submitted, you will receive a submission confirmation email

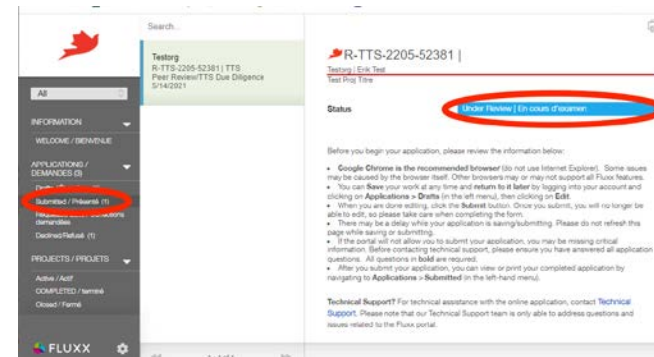
Once you submit, you will no longer be able to edit, so please take care when completing the form.



Application Status and Decision

1. Click **Submitted / Présenté** in left menu
2. Select the application
3. The application status will be displayed at the top right side of the application
4. Once a decision on your application has been made, you will be sent an email

Please note the timeline of the review and notification process is outlined in the Request for Proposal, please refer back to the document for the specific timeline.



Technical Assistance

If you require technical assistance with registration or the online application, please contact Grand Challenges Canada's Fluxx Technical Support Team at www.grandchallenges.ca/fluxxsupport/